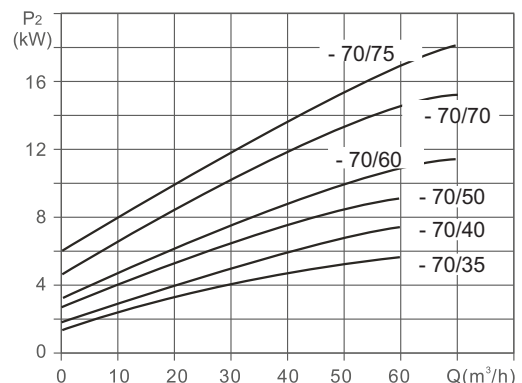
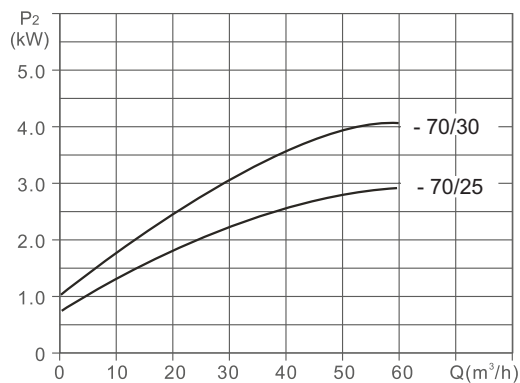
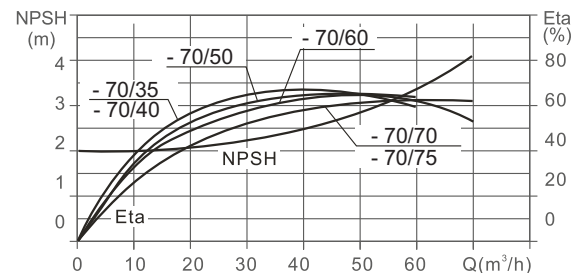
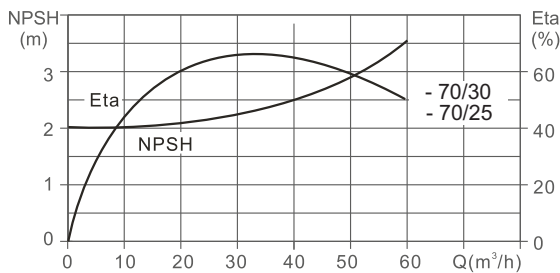
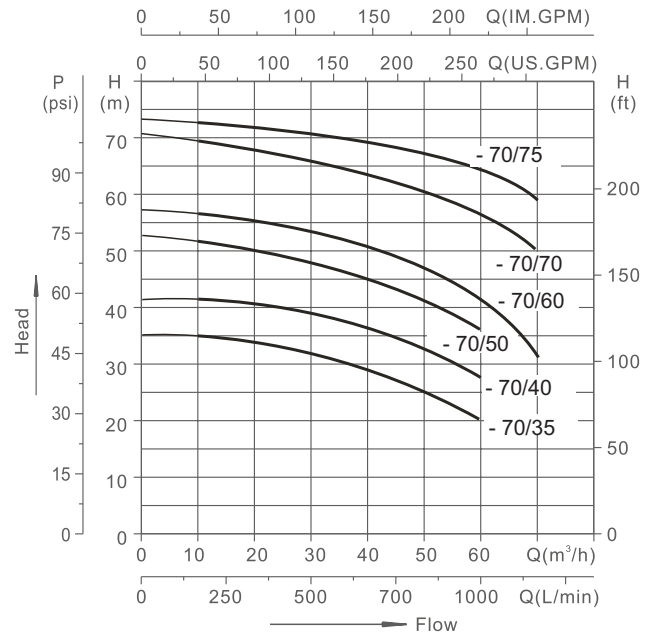
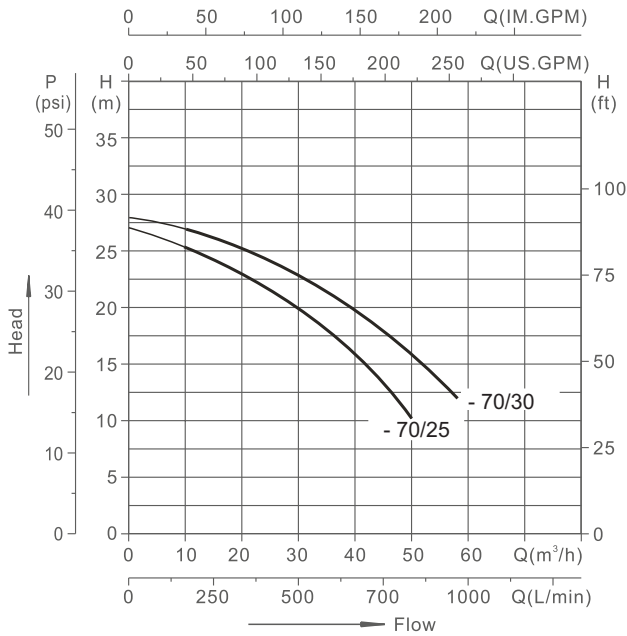




**Кривые производительности**  
**Performance curves**

## Single PRO 70



Модель Model	Мощность Rated Power (kW)	Напор Ном. Rated head (M)	Поток Ном. Rated flow (M³/h)	Q (m³/h)	5	10	20	30	40	50	60	70
SinglePro 70/25	3.0	16	40	H (m)	27	26	23	20	16	10	—	—
SinglePro 70/30	4.0	21	40		28	27	26	24	21	16	—	—
SinglePro 70/35	5.5	24	50		34.5	34.5	34	31.5	28.5	24	20	—
SinglePro 70/40	7.5	32	50		41	41	40.5	39	36	32	27.5	—
SinglePro 70/50	9.2	41	50		52	52	51	49	45	41	37	—
SinglePro 70/60	11	48	50		57	56	55	53	51	48	42	30
SinglePro 70/70	15	62	50		69	68	67	65	64	62	57	50
SinglePro 70/75	18.5	68	50		73	72	71	70	69	68	65	59